

Studies on “Life-Energy” by means of a Quantitative Dowsing Method:**IV****A suggestion for the nature of Reich's DOR, and a method to generate it**

Roger Taylor PhD¹

Abstract

While engaged in his ground-breaking research on orgone, Wilhelm Reich thought to try putting radioactive material into his orgone accumulator. This had such a negative effect on the health of all in his laboratory (particularly serious for his daughter) that he termed it Deadly Orgone Radiation or DOR. While many have noted the ill-effects of some electromagnetic radiations, such as microwaves, I have always thought that DOR was likely a type of subtle energy, rather than electromagnetic. The preliminary results described here seem to indicate the existence of a form of subtle energy which discharges water and inhibiting growth of seedlings. Thus, in contrast to the much-studied orgone, or life-energy, it could be seen as an “anti-life energy”, and as similar to Reich's Deadly Orgone Radiation (DOR). Thus the influences studied here (although much less “deadly”) will for temporary convenience be termed “DOR”.

Introduction

In a previous article (1) I describe a quantitative dowsing method, based on the observation of a series of dowsable rings (or shells in 3-dimensions) around various sources of subtle energy. By dowsing charged water, or other liquids, it became clear that the radius from the source to the first dowsable ring was variable, and linearly related to the volume of such liquids. On the other hand the gaps between subsequent rings were more-or-less constant. Thus in all subsequent work the radius to the first ring was taken as a measure of the energy of the source. Among the sources used have been principally “orgonite” (metal particles set in a dielectric matrix), a large (8ft) pyramid, and some electrically-powered sources, one of which is described below. On dowsing a piece of orgonite at intervals during the day, the radius of the first ring generally reaches a maximum about mid-day – indicating an influence of the sun. (This diurnal variation was specific to orgonite, and was not seen with other sources). While making frequent measurements on a particular piece of orgonite, I noticed the radius to become extremely variable – often going to zero. This seemed to

¹ rogerbt@onetel.com

start quite suddenly from 8 April 2012 onwards, after having been normal up to and including April 5.

I then began to dowse more frequently, and now have a detailed record, dowsing most days at least once, or up to seven times. Some long-term graphs can be seen below, in the section on GDV. I also dowsed a few other sources (my 8ft plywood pyramid, a wire figure based on the vesica piscis, and a Russian torsion field generator – to be described in a subsequent article) and found these also to become variable, but less so than the orgonite. Figure 1 shows an example of two successive days, on the second of which the orgonite was back temporarily to normal behaviour.




Figure 1 Results of frequent dowsing a piece of orgonite. The y-axis represents radius from the orgonite to the first dowsable ring.

Water losing charge rapidly

I also dowsed water, previously charged with the pyramid or the torsion generator, and found that, during an “orgonite-negative” phase, this was losing its charge within ½ – 1hr. On the other hand control samples shielded within a thick-walled polystyrene box were retaining their charge for several days, as they normally would. Clearly, some influence from the environment was responsible. It is thought that orgonite, just like Reich's orgone accumulator, receives subtle energy from the sun. To support this are the observations (a) of a correlation of dowsing strength with time of day, and (b) interrupting sunlight with polystyrene appreciably reduces the power of orgonite (1). Thus the result just described suggests that the loss of charge from water, and likely also the recent strange behaviour of orgonite, were due to a negative type of subtle energy coming from outside.

A different pattern of rings

As time went on, another phenomenon became apparent. This took the form of a loss of the initial variable gap, so that a regularly-spaced series of rings began adjacent to the source. This was evident both for orgonite and other sources. And moreover, was still present for these other sources on occasions when the orgonite reading was zero. It was first observed, occasionally, in mid-late May, 2012, but with increasing frequency, until now (2014) it is almost permanent. Unfortunately of course, under this condition (which, to anticipate the discussion I will term the “DOR condition”) my quantitative method could no longer be used, and I have had to make rough estimates of the intensity of the source from the radius where all the rings fade out. At first I thought this must be a problem with my dowsing response. But later, on a trip to Italy, on taking a means to charge water, I found the initial large gap to be present, and the water to retain its charge during the week I was there. Again, during a week in South Morocco, Christmas 2013, I found the water also to retain charge – but only for the first three days. On the fourth day, and subsequently, it lost charge with

increasing rapidity. During the last year in the south of England, however, I have only noticed a return to the normal pattern briefly on three occasions - two of which have been after a period of intense winds and rain.

Chemtrails?

I have long been skeptical about the “chemtrail” conspiracy story, but I had to admit that the trails I saw on 12 May 2012, and on many days subsequently, had the characteristics described for chemtrails - i.e. extending undiminished from horizon to horizon. Then, remembering the findings of high levels of aluminium and barium in chemical analyses of rain and snow, together with patents for stratospheric aerosol geo-engineering (some employing aluminium) which have led some to suggest that these elements were already being sprayed from the air, (2, 3), I began to think about the possible role of chemtrails in causing the effects I was observing. Thus, knowing that aluminium, in the form of a metal sheet, is reported from Russian work to be very unusual among metals in blocking torsion fields (4), I speculated that dispersed particles of aluminium might have a different effect and, rather than blocking the sun's subtle energy (presumably a torsion field) might be turning it from a cohering influence (charging water) into a de-cohering influence, discharging water.

Experimental reproduction of the discharging effect

An easily available type of dispersed aluminium was to be found in a solution of an aluminium salt. To test this I made up Potash alum to 1%, in a stainless steel pan, ~8cm deep. As the source I used a special antenna with windings designed as far as possible to cancel their magnetic fields (“Quantum Star” designed by Claes Nygaard, but no longer available. Fig. 2). The effects of such “scalar”, or non-Hertzian, fields to affect water and lymphocyte growth have been extensively researched by Glen Rein (5, 6). This was pulsed with 10 kHz square waves from a signal generator set at ~2.5A peak-to-peak: its maximum. A jar of water placed on the antenna pulsed in this way became effectively charged in a few minutes. However, on placing the pan of alum on the antenna, and the jar of charged water within it, I found the water to lose its charge in a few minutes. This was backed up by quantitative recording in the non-local experiment described below. (And, more recently, I have found that a 1% solution of barium chloride behaves the same as 1% alum).



Fig. 2 Antenna for generation of scalar field.

Non-local transmission of the discharging effect

I had previously shown that the influence of organite, pyramid, etc.(orgone) is capable of being transmitted non-locally between a pair of identical images (7). Thus if the discharging influence (“DOR”) is of the same general nature as orgone, then it should be transmissible in the same way. In the set-up for this experiment one image stood over the pan of 1% alum (Fig. 3) which rested on the scalar antenna (Fig. 2), and a pan of charged water surrounded by the other image was placed in a distant room (Fig. 4) . The pan of water was dowsed at frequent intervals - switching off the signal generator during dowsings, so as to obtain the true time of exposure. In a control experiment the alum was replaced by 1% NaCl. Results for both experiments are seen in Fig. 5 showing again the remarkably fast loss of charge – in this case in minutes. And this time by a non-local influence.



Fig. 3



Fig. 4

Figure 3 and figure 4. Set-up for non-local transmission of the discharging influence: Fig. 3 shows pan of alum on the scalar antenna, with image for sending, and Fig 4 shows receiving image surrounding pan of water to be dowsed. (The motor to be seen in the sending arrangement is irrelevant for this short-term experiment).

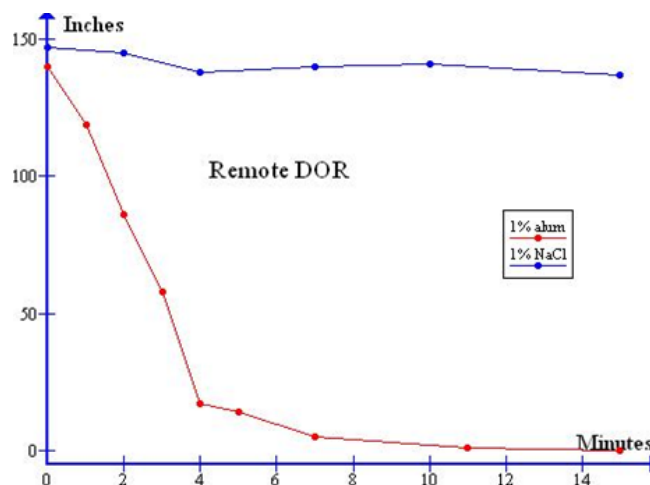


Figure 5 Time-course for loss of dowsable charge in water under the influence of scalar field passed through alum solution, compared with control using saline instead of alum.

Need for stirring

While this experiment lasted only 15 min, it was found that, during longer exposures, the scalar field began to come through the alum, and thus to charge water, rather than discharging it. This posed a potential problem for the seedling growth experiments described below. It could be avoided, however, by continuous gentle stirring, which was done by means of the motor seen in Fig.3.

Seedling growth experiments

A previous article had shown remote transmission of the effect of a scalar field to enhance growth of seedlings (7). The set-up has already been described: briefly, the growth of mung beans, under carefully controlled conditions, was measured by the weight added during 2 days. The source here was the same scalar field described above, and in this published experiment, but with the difference that a pan of alum solution was interposed between it and the sending image - as in Fig. 3. And, as already mentioned, the alum was continuously stirred. Remote entanglement was achieved with the same pair of images used in the published experiment: one in the form of a cylinder over the alum/scalar antenna, and the other arranged to cover most of the inside of the incubator (Fig. 6).



Figure 6 Incubator opened to show receiving image and seeds on day 0

Eight experiments were done, using basically the same protocol as the published experiment (7) - only this time growing the beans in water rather than saline. As before, four experiments were carried out under control, and four under the test condition: in this case the influence of the scalar field/alum combination. The results indicate a significant inhibitory effect on seedling growth (Table 3).

DECREASED GROWTH IN REMOTE DOR	
Remote DOR	Control
6.6	11.3
5.5	9.6
7.3	11.9
5.1	9.2
Means: 6.13	10.5
Test-Control = -4.37, with P<0.002	

Table 1

This compares with the result previously obtained by the same procedure, but without the pan of alum, in which the scalar field had a significant stimulatory effect on the seedlings:

$$\text{Test} - \text{Control} = +3.00 \text{ with } P < 0.003.$$

Long-term results and GDV (Kirlian) readings

That there was a clear difference between “DOR” and “normal” conditions was backed up by evidence obtained with the GDV, or “computerised Kirlian” instrument of Dr Korotkov (8). For human studies a person puts a finger on the glass electrode to which a brief high-frequency high-voltage impulse is applied. Light from the resulting discharge is then picked up by a CCD camera under the electrode and sent for analysis by a computer. A number of modes of image-analysis are available, including the area of the image, and the “form”, or fractality of its border. Instead of a person's finger, one can place a metal cylinder, connected to a special antenna – so-called “sputnik”. This gives the instrument the facility, required here, to respond to the condition of the local space. To obtain average values over a few hours, I set the instrument to record automatically some 350-500 exposures, at 30sec intervals. A run such as this was done once on each of 9 separate days between 8 and 21 May 2012 (during a DOR period) and another 9 runs between 16 and 23 June 2012 – during a subsequent more normal period. On processing the data from these, clear differences were seen – especially in the area of the image and its form. In the results (Table 1), from the mean values of the 350-500 exposures of each run were obtained the overall 18 “means of the means”, and the significance of the difference of these.

	N	8 – 21 May	16 – 23 June	P of the difference
Area	9	7420	8448	<0.001
Form	9	12.6	11.3	<0.001

Table 2

Thus, during the DOR period the area is smaller (perhaps indicating less energy) and the form larger (perhaps more disorganised energy).

These GDV readings took place during a prolonged period (April-June 2012) when I was dowsing a piece of orgonite frequently. Figure 7 shows the dowsing results, with indication of the periods covered by GDV readings.

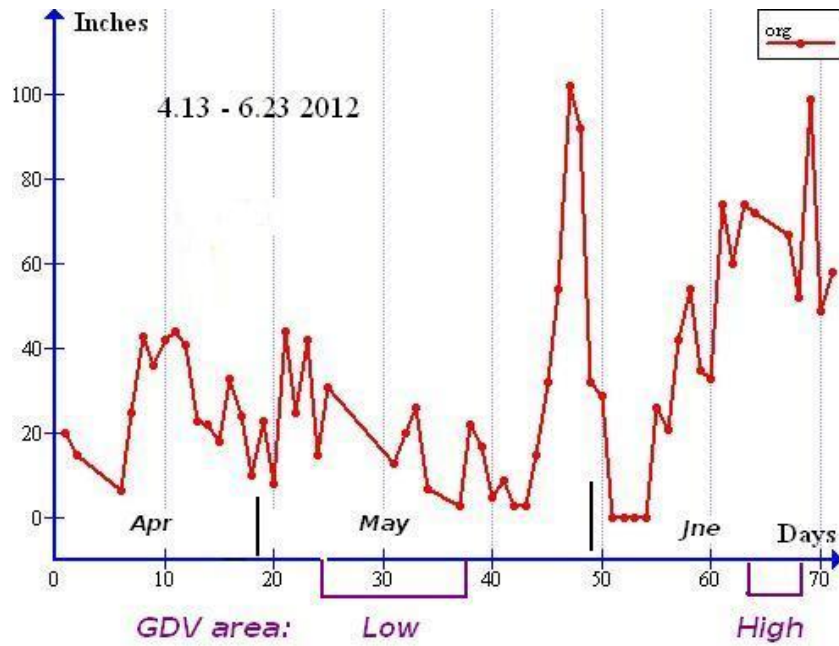


Figure 7. Results of quantitative dowsing a piece of orgonite, with indication of the periods covered by the GDV readings in Table 2. (The occasions when no measurable gap was found have been omitted from this graph, and the one on Fig. 8).

Frequent dowsing of the same piece of orgonite was resumed, after a pause from June-October 2012. This yielded the result shown in Fig.8, which covers the period October 2012- May 2013. During this period the changed ring pattern again often prevented obtaining a quantitative result, and so was omitted from the graph. Subsequent to this, from May 2013 onwards, the changed ring pattern was observed almost continuously, so that few measurements could be made.

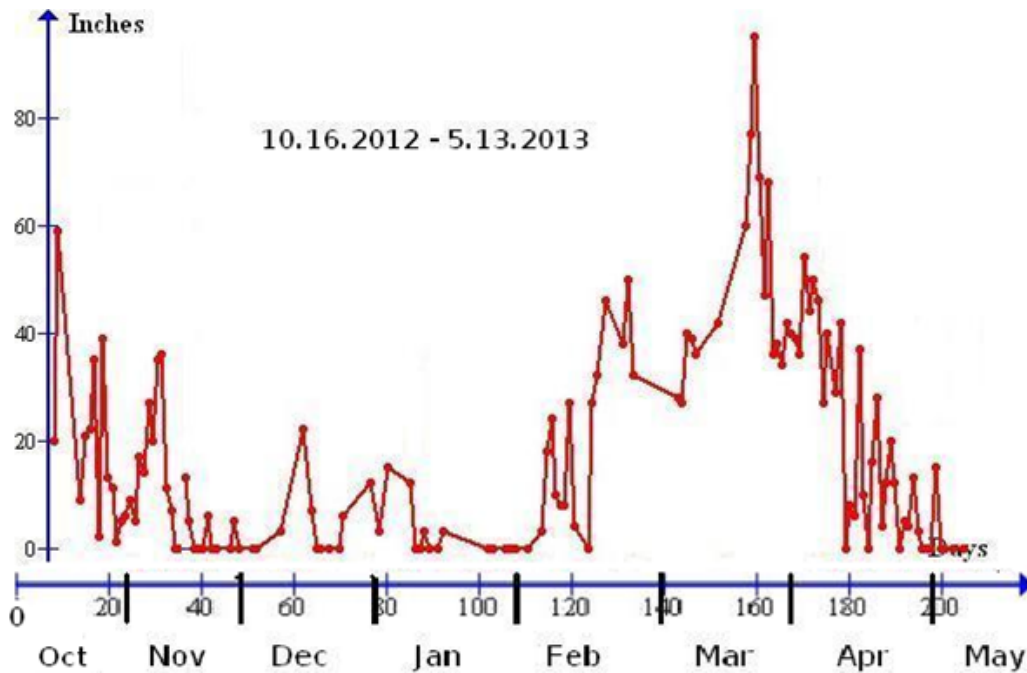


Fig. 8. Long-term dowsing a piece of orgonite

GDV effects of remote orgonite and remote DOR

In a variation of the “remote DOR” set-up dowsed previously, the “receiving” image surrounded the sputnik antenna, while the “sending” image surrounded either the DOR set-up, or a piece of orgonite, or else no source - as control. Two GDV runs were made under each condition. The differences between Orgonite, Control and DOR conditions were very small, and of very low significance, but nevertheless all were in the same direction as had been found under the “chemtrails” condition, i.e for Area: Orgonite > Control > DOR, and for Form: DOR > Control > Orgonite.

Discussion

The basic physics of subtle energy is still under discussion. Perhaps one of the most-developed theories comes from Russian research: the torsion-field theory. A subsequent article in this series will report on experiments relating to this theory, which will show that the fields I dowse from most of my sources do behave as torsion-fields.

While, in principle, it appears that almost anything can be dowsed, dowsers in general tend to specialise. Thus many will be particularly good at dowsing water, while others dowse archeological sites, etc. It seems to depend on what question is lodged in the subconscious. With experience, a dowser can learn to insert various questions into the subconscious. In my case, however, as mentioned in the first article in this series, I have not posed any conscious questions, but my original desire to find the energy from orgonite, has led me to a subconscious dowsing response that seems to identify any source of large-scale quantum coherence. Thus I get responses from a laser, a Rife plasma bulb, the human body, etc. And this dowsable coherence extends to certain materials which come into proximity to such a source – notably water, which is well known to be able to take up the highly-organised states necessary for its essential role in life.

And, notably, aluminium can also take up the charge – and hold it even better than water. As already mentioned, Al is very unusual among metals in that it will block (and reflect) torsion fields. Thus I have found e.g. that aluminium foil will initially block the energy from orgonite, etc., but later itself become charged, and so in effect pass the field on. This suggests that Al (in solid form at any rate) can become organised so as to take up large-scale quantum coherence. The foil can easily be discharged, however, by beating, or vigorous manipulation.

In liquid form, on the other hand, as the foregoing experiments show, alum solution does not block a torsion field, but rather turns it from a cohering influence to a de-cohering influence. This influence (which I cannot dowse) is nevertheless capable of being transmitted by non-local entanglement, and thus might well be accountable in torsion-field theory. Critical here is the observation that, for long-term experiments, the alum solution needs to be stirred. Otherwise coherence builds up, and eventually the cohering field comes through – just as it does with solid aluminium. To account for this I suggest that random (Brownian) motion of the Al ions in solution could disrupt the coherence of the torsion field. But, if undisturbed and exposed to the scalar field for some time, even Al ions in Brownian motion seem to be capable of taking up a coherent state - which is now presumably dynamic.

Exactly the same situation could exist for Al particles in the sky, where they could disrupt a coherent field produced by the sun. But here another phenomenon needs to be explained: the

(increasingly-frequent) change in ring pattern whereby the initial gap is omitted. Could this occur somehow as a result of reflection of the field produced by a source on the ground from a layer of particulate aluminium in the sky?

These results do not prove, but are consistent with the claims that aluminium (and Barium) are being sprayed from planes. Whether this serves to improve fuel efficiency, or some other purpose, remains a matter for speculation.

Finally, it remains for further work to relate the de-cohering influence observed here to Reich's DOR, and to determine how radium within his orgone accumulator could produce it.

Acknowledgements

I am indebted to James Lyons for many (and on-going) discussions. From his background in mathematical physics, he is developing an overall theory of dowsing and subtle energy.

References

1. Taylor, Roger. Studies on "Life-Energy" by means of a Quantitative Dowsing Method. I. Comparison of orgonite with the orgone accumulator; spectrophotometric confirmation of its effect on water; nature of orgone. Syntropy 2012 (2): 17-32
2. <http://www.geoengineeringwatch.org/lab-tests/>
3. <http://www.geoengineeringwatch.org/links-to-geoengineering-patents/> Specifically: #5003186 mentions aluminium, and #3813875 barium. And a talk at AAAS meeting: <http://www.geoengineeringwatch.org/geoengineer-david-keith-using-aluminum-over-10-megatons-per-year-instead-of-sulfur/>
4. Swanson, Claude. Life Force, the Scientific Basis. Poseida Press, 2010. p.281. Wilcock, David. The Source Field Investigations. Dutton, 2011. p 257. http://blog.hasslberger.com/2007/05/kozyrev_aether_time_and_torsio.html
5. Rein, Glen: Storage of Non-Hertzian Frequency-information in Water. Proc. Internat. Tesla Society. Elswick, S. (Ed) Tesla Soc Publications, Colorado Springs, CO, USA. 1992.
6. Rein, Glen: Effect of Non-Hertzian Scalar Waves on the Immune System, J. US. Psychotronics Assoc. (1) p15 Spring 1989.
7. Taylor, Roger. Studies on "Life-Energy" by means of a Quantitative Dowsing Method. III. Remote Transmission of life-energy by means of macroscopic quantum entanglement. Syntropy 2014, in press.
8. Korotkov, Konstantin. http://kirlianresearch.com/gdv_compact.html